
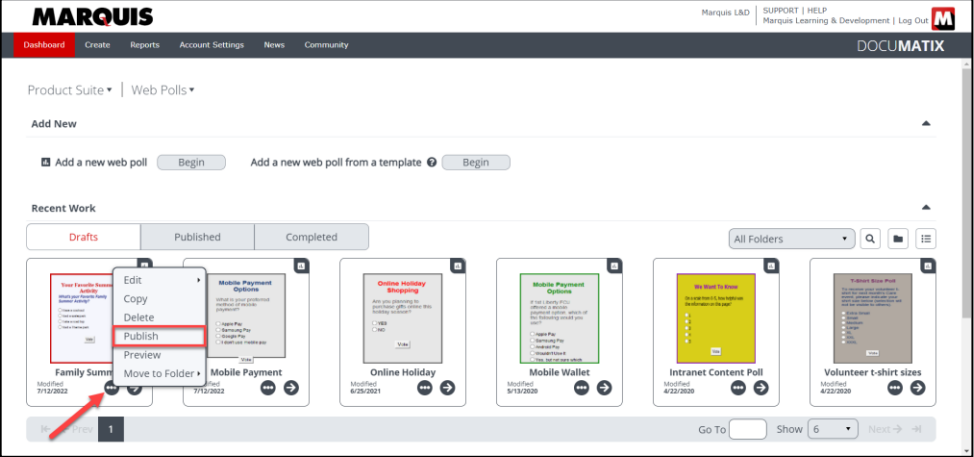
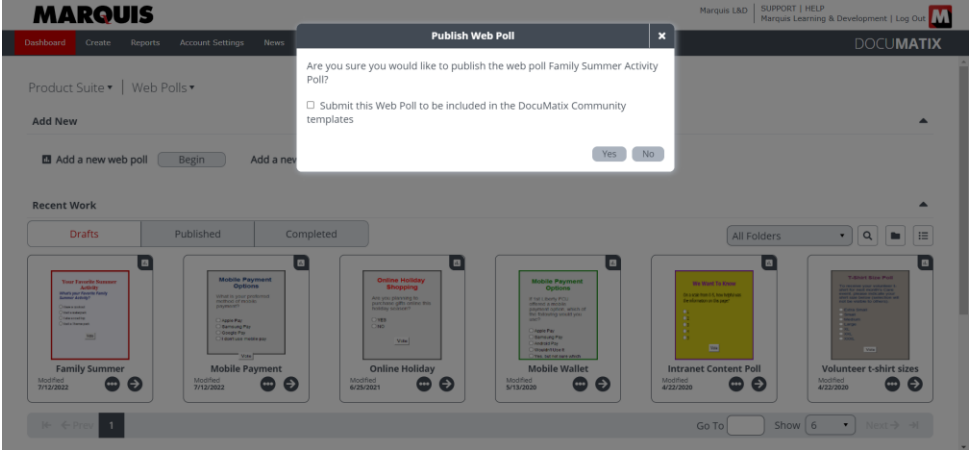


MARQUIS

DMX344	Publish a Web Poll
Order of Steps	Tasks
Step 1	Log into DocuMatix
Step 2	Use the product drop-down arrow to select Product Suite
Step 3	Use the module drop-down arrow to select Web Polls
Step 4	To Publish the web poll, click the Options icon  on the web poll project
4.1	Click Publish
	
4.2	If desired, click the checkbox to include the Web Poll as a template within the DocuMatix Community
4.3	Click Yes to the confirmation message
	
	A window will pop up with HTML information to integrate into an email or website.